

- KD-0420A
- KY-0420A
- KD-0420W
- KY-0420W

PRELIMINARY

K-0420 Ice Kube Machine



- Easy access to food zone with removal of two screws and lift-off door
- High-tech exterior with smudge and fingerprint resistant stainless-like finish
- White plastics in the food zone help identify areas needing cleaning
- Water shield, distribution tube, pump, floats, and trough removable by hand
- Available CleanAir™ pack controls the growth of bacteria and fungi that form slime and cause odors in the food zone

WARRANTY:

Ice Maker: 1 year Parts & Labor
 Evaporator: 5 year Parts
 Compressor: 5 year Parts



HALF KUBE

$\frac{3}{8}'' \times 1\frac{1}{8}'' \times \frac{7}{8}''$
 (.95 x 2.86 x 2.22 cm)

= 100%



KUBE

$\frac{7}{8}'' \times \frac{7}{8}'' \times \frac{7}{8}''$
 (2.22 x 2.22 x 2.22 cm)

= 100%



K-0420
ICE KUBE MACHINE

KOOLAIRE®

by **Manitowoc**















2110 SOUTH 26TH ST | MANITOWOC, WI 54220 USA | 1-920-682-0161 [www.kool-aire.com]

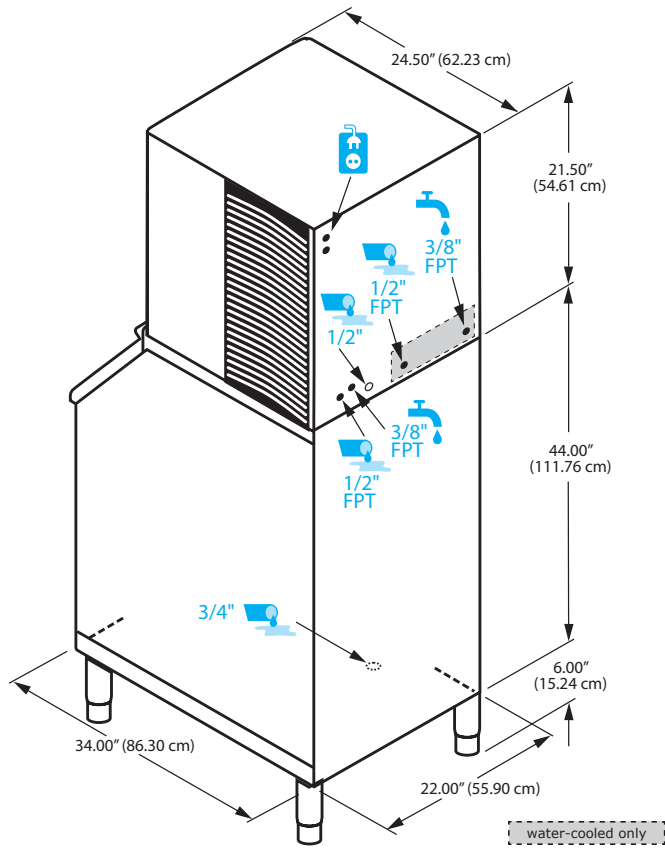












US LISTED



K-0420 ICE KUBE MACHINE

			 			
			70°/50°F 21°/10°C	90°/70°F 32°/21°C	[kWh/ 100 lbs ice]	[gal/100 lbs ice]
KD-0420A			370 lbs 168 kg	305 lbs 138 kg	6.8	21.0
KY-0420A			375 lbs 170 kg	310 lbs 141 kg		
KD-0420W			368 lbs 167 kg	302 lbs 137 kg	6.1	21.0
KY-0420W			377 lbs 171 kg	302 lbs 137 kg		



Minimum		Maximum
35°F 1.7°C		110°F 43.3°C
35°F 1.7°C		90°F 32.2°C
20psi 138 kPA		80psi 551 kPA
 10.3	A	
 9.6		
		15 Amps
 135 lbs 61 kg		
 130 lbs 59 kg		

KOOLAIRE®

by **Manitowoc**

2110 SOUTH 26TH ST | MANITOWOC, WI 54220 USA | 1-920-682-0161 [www.kool-aire.com]